

# Nautel LookingGlass (Overview & Demo)

**The webinar will begin shortly**

# Your questions please?

(if you don't see the control panel, click on the orange arrow icon to expand it)

Please enter your questions in the text box of the webinar control panel (remember to press send)

The screenshot shows a software interface for a webinar. At the top, there is a menu bar with 'File', 'View', and 'Help'. Below the menu bar, there are several icons: a blue square, a hand with a green arrow, and an orange arrow pointing right. The orange arrow icon is circled in orange. To the right of the icons is the 'Audio' section, which is expanded. It contains 'Audio Mode' with two radio buttons: 'Use Telephone' (unselected) and 'Use Mic & Speakers' (selected). Below this is a 'MUTED' status indicator with a microphone icon and a volume level indicator showing 00. A link for 'Audio Setup' is also present. Below the audio section is the 'Questions' section, which has a large text input field with the placeholder text '[Enter a question for staff]'. The text input field is circled in orange. To the right of the text input field is a 'Send' button. At the bottom of the interface, there is a promotional banner for 'GoToWebinar' with the text 'Start Holding your Own Web Events with GoToWebinar' and 'Webinar ID: 977-124-241'.



Remember: The completion of a Nautel webinar qualifies for  $\frac{1}{2}$  SBE re-certification credit, identified under Category I of the Re-certification Schedule for SBE Certifications.

# Agenda

- Brief overview and discussion
- Live demo
- Questions



**Jeff Welton**

Sales Manager, Central USA  
Nautel



**Alex Hartman**


Customer Service Technologist  
Nautel



**Matt Herdon**

Product Manager / Marketing  
Nautel

# Nautel LookingGlass



# Why LookingGlass?

- Improve your offerings
- Ensure quality on-air delivery
- Monitor encroaching or rogue signals
- Proof of compliance, affidavits
- Competitive analysis

# What do you get?


- Powerful hardware platform with wideband SDR technology
- Comprehensive software tools
  - oscilloscope
  - HD presence
  - LKFS metering
  - RF recorder
  - real-time audio analysis
  - RDS data logger
  - baseband scope
  - injection and modulation levels
  - power monitor
  - loudness monitor
- Remote access software

# Overview

- Custom SDR Solution
  - Entire FM band
  - 12-bit
  - 25 MegaSamples/second
  - Noise floor -100 dB
  - Up to 30 stations (max)
- 192kHz DAC for Composite output
- Custom s/w powered by MPXTool
- Functions
  - Record/Playback
  - Listen
  - Instruments
- System
  - Core i7 CPU w16 GB RAM
  - 7" touch screen
  - SSD OS drive (Windows LTSC Core)
  - 14 TB data drive



# Demo






# Beta

- Sign-up:

[www.Nautel.com/lookingglass](http://www.Nautel.com/lookingglass)

## LookingGlass



Nautel LookingGlass is a 3 RU unit that monitors, records, and analyzes up to 30 discrete frequencies simultaneously. Capturing the full spectrum of analog FM (HD is visible but not captured), its powerhouse processor and massive 13 TB hard drive turn every aspect of airwaves into recordings, to be picked apart with its dazzling array of software tools. Tools are available via the front panel touch screen or remotely using supplied Windows-based software.

Limited Final Beta Units

**Questions?**

# Online Information



## **Webinars**

<https://www.nautel.com/resources/webinars/>



## **Nautel Waves Newsletter**

<https://www.nautel.com/newsletters/>



## **YouTube**

<http://www.youtube.com/user/NautelLtd>

**THANK YOU!**